

**UNSURE**

**HAPPY**

**SHY**

**HOPEFUL**



**BACK TO SCHOOL BINGO**

**SURPRISED**

**CROSS**

**PROUD**

**DISGUSTED**



**BACK TO SCHOOL BINGO**

**ANXIOUS**

**CURIOUS**

**SILLY**

**CONFUSED**




**BACK TO SCHOOL BINGO**

**UPSET**

**CALM**

**BORED**

**TIRED**




**BACK TO SCHOOL BINGO**

**SAD**

**LONELY**

**EXCITED**

**MAD**





**BACK TO SCHOOL BINGO**

**TERRIFIED**

**AWKWARD**

**SCARED**

**ANGRY**



**BACK TO SCHOOL BINGO**



# **HOW TO PLAY BACK TO SCHOOL BINGO**

1. Print Out the PDF In full color.
2. Cut out the Back To School Buses
3. Cut Out The Bingo Emotion Cards
4. Laminate For Long Term Use
5. Pick Out An Emotion Card. The child with that corresponding face must call out the name of the emotion to match the bingo card. The first to fill their bingo card wins.
6. You can use this game to discuss feelings and emotions about going back to school